



# EIGER 500



## QUICK SPECS:

**EIGER 500** is a traditional 500mm rung spacing tower and comes with 3T and AGR assembly options depending on your preference. Suitable for both indoor and outdoor use, it has a maximum working height of 14.2m internally, and 10.2m when used outdoors, making it the ideal solution for working at height.


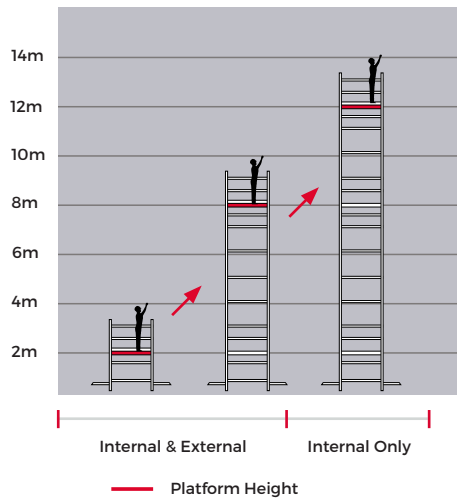

Advanced components such as Easy-Lock couplers on stabilisers and snap-on brace hooks make the **EIGER 500** both easy to assemble and exceptionally secure. It provides a work platform for use by up to two persons, with weight evenly distributed across the platform.

The **EIGER 500** is supplied with a selection of frames to allow you to build to your requirements, with specifically designed components to make the assembly process straightforward.



## KEY FEATURES:

- ✓ WORKING HEIGHTS UP TO 14M
- ✓ 3T AND ADVANCED GUARDRAIL OPTIONS
- ✓ SINGLE & DOUBLE WIDTH OPTIONS
- ✓ EASY TO USE & ASSEMBLE
- ✓ LIGHTWEIGHT & STRONG
- ✓ BRANDING OPTIONS
- ✓ UPGRADE OPTIONS
- ✓ EN 1004 CLASS 3 COMPLIANT



SPECIFICATIONS	OVERALL LENGTH (MM)	OVERALL WIDTH (MM)	PLATFORM DIMENSIONS (MM)	PER PLATFORM (KG)
<b>SINGLE WIDTH OPTION</b>				
1.8M LENGTH OPTION	1,885	930	1,700 x 600	275
2.5M LENGTH OPTION	2,585	930	2,400 x 600	275
<b>DOUBLE WIDTH OPTION</b>				
1.8M LENGTH OPTION	1,885	1,530	1,700 x 600	275
2.5M LENGTH OPTION	2,585	1,530	2,400 x 600	275

